

Merits of Recycling:

Yokohama's G30 Plan

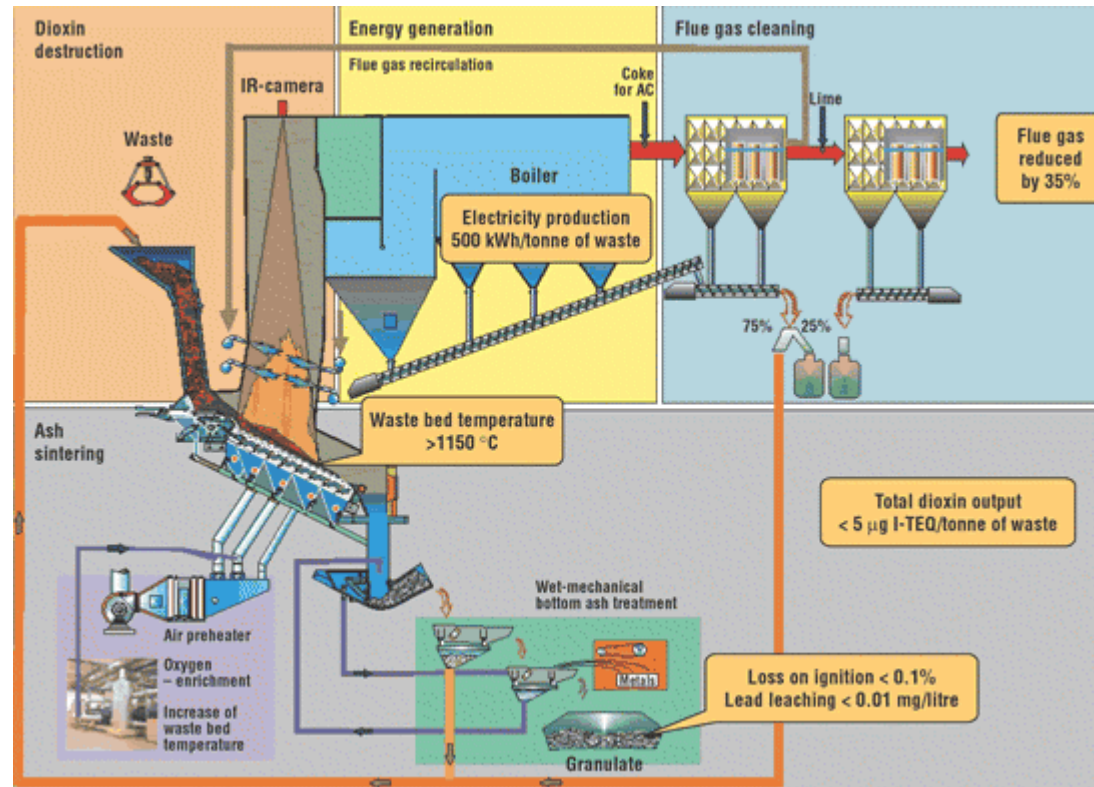


http://2005.dsn.org/img/pacifico_m.jpg

Outline

- Where do things go if they are not recycled?
- Yokohama's Situation
- The G30 Plan
- Societal Enforcement
- More than Recycling

Incinerators

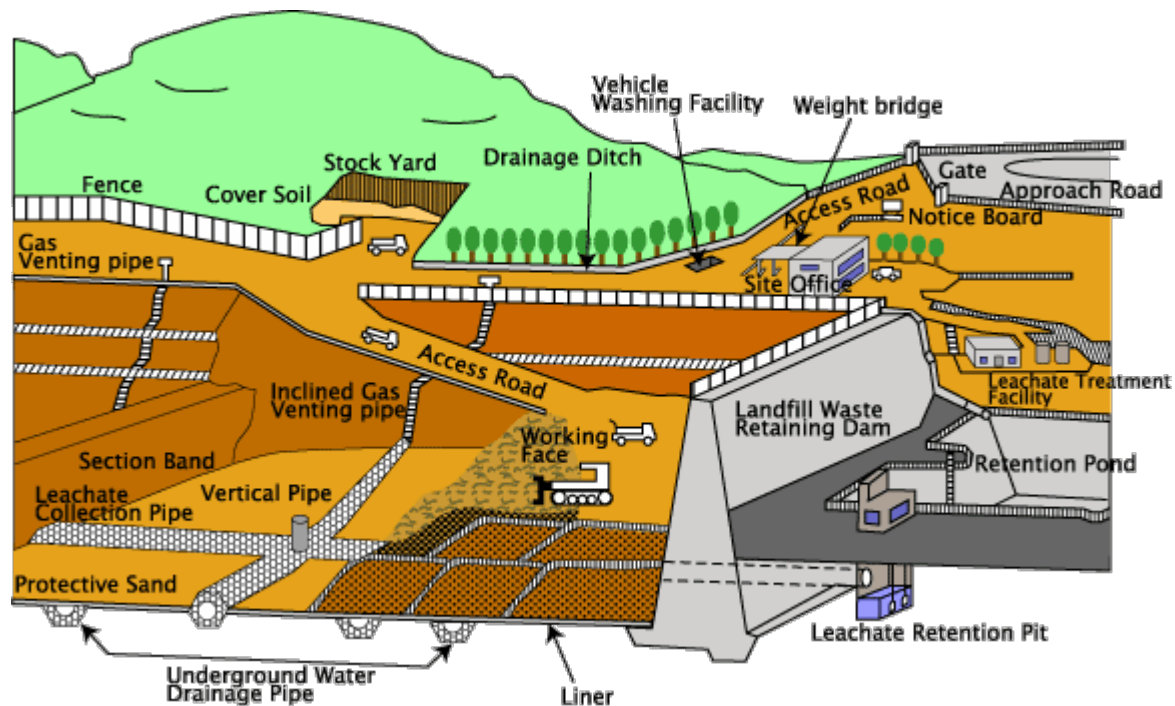


http://cbl.net/images/martin_syncom_diagram.png

Advantages: Quick and Easy, reduced trash volume, less need for land

Disadvantages: Air pollution, high cost, produces toxic ash

Sanitary Landfills



http://www.menlh.go.id/apec_vc/osaka/eastjava/wst_mng_en/img/page1_5.gif

Advantages: No open burning, low groundwater pollution if sited properly, can be built quickly, can handle large amounts of waste, land can be used for other purposes

Disadvantages: Dust, air pollution from toxic gases, releases green house gases. Unless they are collected, groundwater contamination

Yokohama's Situation

- January 2003 – Mayor Hiroshi Nakada
- Need for change in lifestyle, too driven by consumption
- People weren't used to sorting trash, focused on citizen participation and education
- Not because of shortage of landfills, more for preserving global environment

Yokohama's G30 Plan

Target value (FY2010)	1.13 million tons [-30%]
Current value (FY2001)	1.61 million tons

Reduce garbage disposal by 30% by 2010 relative to 2001 levels

Yokohama's G30 Plan

1 Items That Are Collected by Yokohama City

Let's Work Together to Keep Our Community Clean!



Rules of Disposal at Garbage Collection Sites

Time: Please dispose of garbage by 8:00 a.m. on the collection day.
Do not put garbage out the night before the collection day or after the garbage truck leaves.

Collection Day: Garbage not specified for that day will not be collected.
The collection days and what will be collected are displayed at garbage collection sites.
Please check the display before disposing of your garbage.

Disposal Procedure: Place the garbage in semi-transparent bags separated by category.
Please check the rules of disposal. Recycle paper, non-burnable garbage and tree branches require different disposal procedures.

- To prevent garbage scattering by crows and cats: 1-keep the collecting rules and schedule-days and time 2-cover the garbage with an anti-crow net and use garbage receptacle with lids 3.minimize kitchen scraps
- To relocate the collection site, please ask a Waste Collection Office of the Resources & Waste Recycling Bureau.

Burnable Garbage

- Disposal Procedure: Use semi-transparent bags. (Placing semi-transparent bags in a garbage receptacle with lids is also acceptable.)

Main Items and Precautionary Notes

Kitchen Scraps

- Drain liquid completely before disposal.



Plastic Items

- Items with any side less than 50 cm long such as toys, video cassettes, irons and hair dryers.
- Items with the logo → Plastic containers/packaging



Used Cooking Oil

- Either absorb the oil in cloth or paper, or use a solidifying agent.



Disposable Diapers

- Flush waste products down the toilet, and roll the diaper into a bundle.



Small Amounts of Tree Branches and Boards

- Cut and make bundles so that they are less than 50 cm long. Dispose of grass and leaves in semi-transparent bags.



Not Acceptable as Burnable Garbage

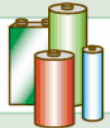
Medical Waste

- Please consult your doctor or any pharmacy with the sign (see right) about how to dispose of syringes, hypodermic needles and leftover prescribed medicines.



Dry-Cell Batteries

- Disposal Procedures: Use semi-transparent bags. (Separate dry-cell batteries from other garbage.)
- Main Items: Manganese batteries, alkaline batteries and lithium primary batteries.
- Precautionary Notes: Button-type batteries and rechargeable batteries are not collected.



Spray Cans

- Disposal Procedures: Use semi-transparent bags. (Separate spray cans from other garbage.)
- Main Items: Hair spray, insecticide, gas cassettes, etc.
- Precautionary Notes:
 - Do not pierce the can.
 - Before disposal, empty the can completely in a safe place with lots of ventilation / air flow and away from heat.



Non-burnable Garbage

- Disposal Procedures: Place items in the box or wrap them in a thick paper, and label the contents that you have wrapped. For example: "ガラス (glass)" or "蛍光灯 (fluorescent light)".
- Main Items: Glass, ceramics, fluorescent lights, light bulbs, etc.



Plastic Containers/Packaging

- Disposal Procedures: Use semi-transparent bags.
- Main Items: All items with the "plastic containers/packaging" logo .
- Precautionary Notes:
 - Rinse the insides to remove any residue. Remove any metal/paper label.
 - For food trays, bring them back to collection boxes at cooperating supermarkets.

What Does "Containers/Wrapping" Mean?

Containers and packaging (wrapping) that are no longer needed after taking out the products within.

Bottles



Squeezable containers



Nets



Trays



Inapplicable Items

- Products themselves (such as video cassettes, toys, wash basins). → Burnable Garbage
- Extremely soiled items. → Burnable Garbage
- Plastic PET bottles, Cans, Bottles and Plastic PET Bottles

Bowls/Dishes



Caps



Plastic Bags/ Food Wrap



Plastic Cushioning Materials



Yokohama's G30 Plan

Cans, Bottles and Plastic PET Bottles

- Disposal Procedures: Use semi-transparent bags.
- Main Items:
 - Cans and glass bottles of food and beverages.
 - Plastic PET bottles with the PET bottle logo ♻️ for/of beverages, sake, "mini" cooking wine or soy sauce.
- Precautionary Notes:
 - Place cans, bottles and plastic PET bottles together in one bag.
 - Paint cans → **Small Metal Items** (Please empty completely)
 - Cosmetics/medicine bottles → **Non-burnable Garbage**



- Dispose of metal caps as small metal objects; plastic caps and labels as plastic containers/wrapping.
- Please flatter lager cans/tins (e.g.: cookie tin, coffee can) with large openings, so that other waste will not get inside.

Small Metal Items

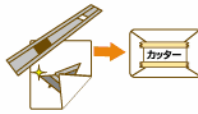
- Disposal Procedures: Don't put in a semi-transparent bag. Wrap sharp objects such as blades and broken glasses in a thick paper, tape it tight and label it "KIKEN" or "WAREMONO".
- Main Items: Metal items less than 30 cm, such as pots, frying pans, kettles, toasters, wire hangers and umbrellas.
- Precautionary Notes: Don't put these items in a same bag with cans, bottles and plastic PET bottles.

Umbrellas



Separate the wire frame from the cloth portion and dispose of the cloth portion as burnable garbage.

Sharp Items



Wrap items in a thick paper and label it "刃物 (blade)".

Inapplicable Items

Items that are made with materials that are mostly other than metal (such as hair dryers and irons) → **Burnable Garbage**

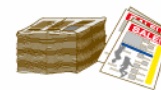


Recycle paper

- * Give priority to recyclable resource collection programs conducted by Jichikai (neighborhood association), Chonakai (neighborhood association), Kodomoka (children's clubs).
- * **Recycle paper can be disposed of on rainy days as well.**

Newspapers

Fold into four and bundle with a paper string in a criss-cross fashion.



Note!

Please bundle newspaper inserts together with newspapers.

Cardboard

Fold and bundle with a paper string in a criss-cross fashion.



Note!

Remove any adhesive tape. → **Burnable Garbage**
Items processed with aluminum or wax coating. → **Burnable Garbage**

Milk Cartons

- Rinse with water, cut open and dry.
- Bundle items of the same size with a paper string in a criss-cross fashion.




Note!

Items where the interior is processed with aluminum or wax coating. → **Burnable Garbage**

Magazines

Please bundle books, catalogs, magazines and other bound reading materials together with a paper string in a criss-cross fashion.



Note!

Remove materials other than paper (such as CDs attached in magazines, leather/cloth covers or vinyl). → **Burnable Garbage**

Unacceptable Items

Soiled paper, aluminum foil, aluminum-coated cartons, carbon-coated paper, seal-transfer sheet (transfer sheets used for iron-on prints), heat-sensitive paper (paper that rises with heat used for Braille, etc.) → **Burnable Garbage**



Used Cloth

- Disposal Procedures: Use semi-transparent bags.
- Main Items: Clothes such as shirts and trousers; cloth such as bed sheets, blankets and curtains
- Precautionary Notes:
 - Carpets, mattresses and futons → **Oversized Garbage**
 - Please do not include soiled or torn items. → **Burnable Garbage**
 - Since items cannot be recycled if they are wet, please do not dispose of items on rainy days.

Not on rainy days



T-shirts



Suit Shirts



Jeans



Skirts



Curtains



Items that are clean and dry.

Yokohama's G30 Plan

Over-sized Garbage

Over-sized garbage includes items made of metal that are 30 cm or longer and items made of other material (such as plastic or wood) that are 50 cm or longer. For these items, you should make reservation to be collected.

1 To Apply

Please apply by telephone or via the Internet.

- Since it takes one or two weeks from the time of application to the day of collection, please make reservations as early as possible.
- When calling, please tell the clerk the type of material and the size of the item.
- You will be informed of the collection date, location and handling fees for each item.
- Your name should be on the collection sticker for each item. Your initials may be used, but only after notifying the Reception Center that you will be doing so.



Over-sized Garbage Reception Center

☎ → P.14

● Reception Hours: Mon. - Sat. (You can make reservations on national holidays as well except during the year-end/New Year holidays.)
8:30 a.m. to 5:00 p.m. Please apply in Japanese.

Via the Internet

<http://www.sodal.city.yokohama.jp>

*Reservations can be made by fax for those with hearing or speaking disabilities.
Fax: 662-1225 (Special line for those with hearing or speaking disabilities)

2 Pay a Handling Fee

- Pay a handling fee at any financial institution, post office or convenience store in the city, and obtain a collection sticker.
- Once a handling fee is paid, it cannot be refunded.
- Please note that collection stickers cannot be reissued if lost or damaged.

3 Dispose of Your Over-sized Garbage

Attach the collection sticker to each item and put out the item(s) to the specific location by 8:00 a.m. on the collection day.

- Be sure to remove any fuel, batteries or kerosene before disposal.
- In some cases, the time of collection may vary, depending on the type of oversized garbage.



Resident Delivery System

You can also bring your oversized garbage directly to the center yourself.

- Please call the Over-sized Garbage Reception Center in advance and make a reservation.
- You will be told where to take your oversized garbage.
- You will be required to pay the same amount in handling fees.

Handling Fee Exemptions

Exemptions are available for: households receiving public financial assistance for everyday living; households with disabled persons; single-parent households; households with elderly persons requiring a high level of nursing care (Level 4 or 5) under the Nursing Care Insurance scheme; elderly persons 70 years of age or older who live alone.

- Please apply for an exemption when making your reservation.

Special Over-sized Garbage Collection Service

Items will be picked up from inside the home for those such as the elderly or disabled who live alone and are unable to take their oversized garbage to the designated location.

- To apply or for more information: Call your local Resources & Waste Recycling Bureau office

Collection Service for Animal Carcasses

- If the owner of the pet is unknown, then there is no fee.
- If the pet is your own, there is a fee of ¥6,500. (The ashes are not returned.)
→ Call your local Resources & Waste Recycling Bureau office to apply for collection.

- If you would like to take home the ashes or have a separate cremation
→ Make arrangements in Japanese with Totsuka Ceremonial Hall (☎ 864-7001 ☎ 861-0894)



2 Items That are Not Collected by Yokohama City

Items That are Difficult to Handle

Please consult with the place where you purchased the item or your local Resources & Waste Recycling Bureau office concerning motorcycles, tires, car batteries, fire extinguishers, safes, pianos, gas cylinders, kerosene, gasoline, paint or medical items.

Single-Disposal Large-Amount Garbage

For bulk garbage (lots of furniture, tree limbs etc.), you should bring them to disposal plant by yourself or ask a company authorized by Yokohama City.

Construction Waste

Please ask the company that provided construction services to handle any garbage produced as a result of professional installations such as tatami mats, gas equipment, bathtubs, cement blocks and fences.

Business-Related Garbage

Please take care of processing the garbage either by taking it to the handling facility yourself, or by asking an authorized company to handle the collection.

- If you would like to take your garbage to the handling facility yourself, apply with your local Resources & Waste Recycling Bureau office in advance.
- For details about Yokohama City General Waste Authorized Cooperative Union, see the website of "Resources & Waste Recycling Bureau" <http://www.city.yokohama.jp/me/pcpb/>

Air Conditioners, TVs, Electric Refrigerators, Electric Freezers and Laundry Machines

The five applicable electric appliance items are collected by appliance stores and recycled by appliance manufacturers. (They are not collected as oversized garbage.)



- Ask for collection of your used appliance, using either of the following methods:

- (1) Ask the appliance store where you are buying a new appliance or the store of original purchase to collect your used appliance.
- (2) If you are unable to contact the original store of purchase, make arrangements in Japanese with the Yokohama City Appliance Recycling Promotion Council Reception Center; or consult with any store that has the identifying sticker (see right).

Yokohama Appliance Recycling Promotion Council Reception Center (Toll Free Call)

A	☎ 0120-632-515	* Monday to Saturday 9 a.m. - 5 p.m. (Closed on Sundays and national holidays)
B	☎ 0120-014-353	
C	☎ 0120-045-669	* Monday to Friday 9 a.m. - 5 p.m. (Closed on Saturdays, Sundays and national holidays)

* Possible Range of Telephone Calls from Outside Yokohama: Tokyo, Kanagawa Prefecture, Chiba Prefecture and Saitama Prefecture

- You must pay a collection/transportation fee and a recycling fee. Upon collection, please obtain an Appliance Recycling Coupon (Disposer's Copy) and keep it as proof of receipt.



Reservations can be made by fax for those with hearing or speaking disabilities.

FAX : 0120-661-520


Personal Computers

Since used household personal computers that are no longer needed are generally collected by manufacturers, the city does not handle their collection.

You must pay recycling fees at the time of collection for personal computers that were purchased on or before September 30, 2003.

- Inquiries:
◆ Personal Computer 3-R Promotion Center
Tel: 03-5262-7865
Web site: <http://www.pc3r.jp>
◆ The specific manufacturing company

Computer peripherals, such as printers and scanners, are collected as oversized garbage or as household garbage, depending on the size.



"PC Recycling" logo

Yokohama's G30 Plan

Local Offices of the Resources & Waste Recycling Bureau
 Oficinas de la Secretaría del Reciclado de Recursos y Basura
 Escritório da Secretaria do Reciclagem de Recursos e Lixo
 (Shigen Junkankyoku Jimusho)

If you do not speak Japanese, please have a Japanese-speaking person call on your behalf.
 Solicite que telefonée una persona que hable japonés, si Ud. no sabe el idioma.
 Pedimos que o contato telefônico seja feito por uma pessoa que fale bem o japonês.

Ward Distrito	Telephone Teléfono Telefone	Oversized Garbage Reception Center Centro de Recepción de Basura de Gran Tamano Centro de Reciclagem de Lixo de Grande Porte	
		Fax: Telephone/Mobile Phone Teléfono Móvil/ Teléfono Móvil	IP Telephone/PHS Teléfono IP/PHS
Tsurumi-ku	502-5383	0570-045-100	330-5128
Kanagawa-ku	441-0871	0570-045-110	330-5129
Nishi-ku	241-9773	0570-045-120	330-5145
Naka-ku	621-6952	0570-045-130	330-5146
Minami-ku	741-3077	0570-045-140	330-5147
Konan-ku	832-0135	0570-045-150	330-5111
Hodogaya-ku	742-3715	0570-045-160	330-5167
Asahi-ku	953-4811	0570-045-170	330-5168
Isogo-ku	761-5331	0570-045-180	330-5108
Kanazawa-ku	781-3375	0570-045-190	330-5109
Kohoku-ku	401-3133	0570-045-200	330-5130
Midori-ku	983-7611	0570-045-210	330-5157
Aoba-ku	975-0025	0570-045-220	330-5158
Tsuzuki-ku	941-7914	0570-045-230	330-5159
Totsuka-ku	824-2580	0570-045-240	330-5107
Sakae-ku	891-9200	0570-045-250	330-5112
Izumi-ku	803-5191	0570-045-260	330-5169
Seya-ku	364-0561	0570-045-270	330-5170

Contact: Business Operation Division, Resources & Waste Recycling Bureau, Tel: 671-2551
 Para mayor información: División de Administración de la Secretaría del Reciclado de Recursos y Basura de la Ciudad de Yokohama, Tel. 671-2551
 Para maiores informações: Seção de Serviço da Secretaria do Reciclagem de Recursos e Lixo da Cidade de Yokohama, Tel: 671-2551

If you don't speak Japanese, please contact the phone number below.
 Las personas que no entiendan japonés llámenos por teléfono, por favor.
 As pessoas que não entendem o japonês podem ligar para o número descrito abaixo.

Yokohama Association for International Communications and Exchanges (YOKE) Information Corner
 Yokohamashi Kokusai Kouryu Kyokai Information Corner TEL : 045-222-1209

Monday through Saturday 10:00 - 17:00 / Sunday and national holiday 13:00 - 16:00
 (except the 1st Sunday of every month, year-end & New Year's holidays)

Lunes a sábado 10:00 - 17:00 / Domingo y día festivo 13:00 - 16:00
 (Excepto el primer domingo, fin del año y principio del año nuevo)

Segunda-feira a sábado 10:00 - 17:00 / Domingos e feriados 13:00 - 16:00
 (exceto o domingo 1 de cada mês, ano-nim & Novo Ano feritados)

Yokohama City collects garbage and recyclables, separating according to the categories.

燃やすごみ
Burnable Garbage

乾電池
Dry-cell Batteries

スプレー缶
Spray Cans

燃えないごみ
Non-burnable Garbage

プラスチック製容器包装
Plastic containers/Packaging

缶・びん・ペットボトル
Cans, Bottles and Plastic PET Bottles

小さな金属類
Small Metal Items

古紙(新聞、ダンボール、雑誌、紙パック、その他の紙)
Recycle paper (Newspapers, Cradboard, Magazines, Milk Cartons, Other Paper)

古布
Used Cloth

Separate all items
into these categories.

粗大ごみ
Oversized Garbage



To maintain a safe and healthy environment for future generations
Thank you for your corporation to separate garbage by categories.

Key to Success: Societal Enforcement



- ‘Garbage Guardians’ – Volunteers who check for offending bags and leave notes or deliver trash bag to owner’s doorstep
- “I checked inside bags and took especially lousy ones back to the owner’s front door”
- “Mr. So-and-So. Your method of sorting garbage is wrong. Please correct it.”
- Trash bags must be clear and labeled with a thick felt-tip pen, easy to spot missorting
- One young couple evicted from their apartment because they refused to properly sort their trash

Recycling is Not Enough

- Yokohama G30 – inexportability
- Downcycling of materials...eventually end up in landfills anyway
- Solution lies in better and smarter production
- Bioplastic, Books made from Polymers (Cradle to Cradle)
- Companies adopting closed-loop practices (Xerox, Carrier, Carpet Companies)

Sources

“How to Put Out Your Garbage and Recyclables.” City of Yokohama Resource and Waste Division Official Website. Accessed November 17, 2007. <http://www.city.yokohama.jp/me/pcpb/foreign/dashikata/e.html>.

Mcdonough, William and Michael Braungart. Cradle to Cradle. North Point Press: New York, 2002.

Miller, Tyler G. Living in the Environment. Brooks/Cole of Thomson Publishing: California. Fourteenth Edition, 2005.

Nakada, Hiroshi. “Clearing the Garbage of Set Values.” China Daily. September 6, 2007. Accessed November 17, 2007. http://www.chinadaily.com.cn/china/2007-09/06/content_6085073.htm.

Onishi, Norimitsu. “How Do Japanese Dump Trash? Let Us Count the Myriad Ways.” The New York Times. May 12, 2005. Accessed November 17, 2007. http://www.nytimes.com/2005/05/12/international/asia/12garbage.html?_r=2&ei=5094&en=b223c4de1a9ffa57&hp=&ex=1115870400&partner=homepage&pagewanted=print&oref=slogin&oref=slogin.

“Recycle Activities in Yokohama.” City of Yokohama Official Website. Accessed November 17, 2007. <http://www.city.yokohama.jp/me/naka/contents/english/life/garbage/recycle.html>.

“Tokyo Steps up Recycling Efforts.” Aluminum Association. Accessed November 17, 2007. <http://www.aluminum.org/Template.cfm?Section=2002&template=/ContentManagement/ContentDisplay.cfm&ContentID=2198>.

“Yokohama Living Guide.” City of Yokohama Official Website. Accessed November 17, 2007. <http://www.city.yokohama.jp/ne/life/en/garbage.html>.

Questions?

